



# Moldgreen Community Primary School




## Moldgreen Magic

Autumn Term, Week 5

Week Ending 8th October 2021

Attendance %  
04.10.21 to  
08.10.21

RH	89.67
RM	89.47
1GH	87.73
1W	76.27
2A	85.65
2S	93.75
3E	95.42
3J	92.74
4EB	89.17
4SB	93.22
5M	91.74
5S	91.87
6N	92.20
6S	91.43
Overall	90.04



### Friends of Moldgreen Community Primary School

We are hoping to get Friends of Moldgreen up and running again in the very near future and would really love your support.

In 2019 we had established a small committee of parents and school staff and had organised a disco for all the children, a family quiz night and had begun organising a summer fair. Unfortunately, all our events had to be cancelled as they were due just as covid restrictions began. As these are now lifting, we (Mrs Williams and Mr Simeson) would love to try and resume this, organising fun events for the children, their families and our local community but we cannot do it alone - WE NEED YOUR HELP!

If you have ideas for fundraising, know places / companies we can tap in to for support, are good at organising, a whizz on social media to help us promote events, or just want to offer running a stall or helping at a disco- we need you! You might be a parent / carer, grandparent, member of the community - we don't mind!

If you would be interested in helping us out, our first meeting will take place on Thursday 14<sup>th</sup> October, in school, at 2:30pm - perfect for popping in for a biscuit before collecting your children. If you are unable to make this but would still be interested in being involved, please email [friends@moldgreenprimary.co.uk](mailto:friends@moldgreenprimary.co.uk), before the meeting if possible, to register your interest.

Team Points so far

Yellow	6
Red	12
Blue	11
Green	13

### KS2 Sports Day

KS2 Sports Day will be held on Friday 15th October at 10am—Parents are welcome to attend. This will be held on the school sports field.



### Tempest School Photos



The School photographer will be in school on Wednesday 13th October to take individual photos and family siblings within school.



## Parents' Evening

Tuesday 19th October—4pm to 6.30pm or Thursday 21st October— 3.30pm to 6.30pm.

Please book via the School Spider Website. If you are having difficulties booking please call the school office.

## Reminders

Applying for a Primary school place for your child—You must apply for a Primary school place for your child before 15th January 2022.

Applying for a High school place for your child—You must apply for a High school place for your child before 31st October 2021.

Break up for Autumn Half Term - Friday 22nd October 2021  
Return after Autumn Half Term—Monday 1st November 2021

15th October to 22nd October—Y5 Bikeability  
20th October—Year 6 Height and Weight Check

## Flu Vaccinations

Please could all parent/carers complete the online flu vaccination forms as soon as possible even if they do not wish their child to have the vaccination.

If you are having difficulties completing the online form please call Tel: 0303 003 4488 or Email: [lcp.localachildhealth@nhs.net](mailto:lcp.localachildhealth@nhs.net)

## 24 Hour Rule

If your child has diarrhoea and/or vomiting symptoms they must stay away from school until they have been free of symptoms for 48 hours and feel well.

## PE Dates

Reception	Class RH	Friday Morning	Class RM	Tuesday Morning
Year 1	Class 1GH	Monday & Thursday	Class 1W	Tuesday & Friday
Year 2	Class 2A	Monday & Tuesday	Class 2S	Tuesday & Wednesday
Year 3	Class 3E	Monday & Thursday	Class 3J	Tuesday & Friday
Year 4	Class 4EB	Monday & Friday	Class 4SB	Tuesday & Thursday
Year 5	Class 5M	Wednesday & Thursday	Class 5S	Monday & Thursday
Year 6	Class 6N	Wednesday & Friday	Class 6S	Wednesday PE Friday (Swimming)

## Star of the Week

Each Friday a child in every class will be named the Star of the Week. The child with the most team points in each class will receive the award. The team points are awarded for a variety of reasons. These could be for positive behaviour, progress in their work and good manners.

Class	Name
RH	Harvey-Lee
RM	Maya
1GH	Freddie
1W	William
2A	Amma
2S	Subhan
3E	Finley

Class	Name
3J	Noor
4EB	Sadie
4SB	Mia
5M	Evie
5S	Jonah
6N	Grace S
6S	Kaiden S



# ROBLOX: A Parent's Guide



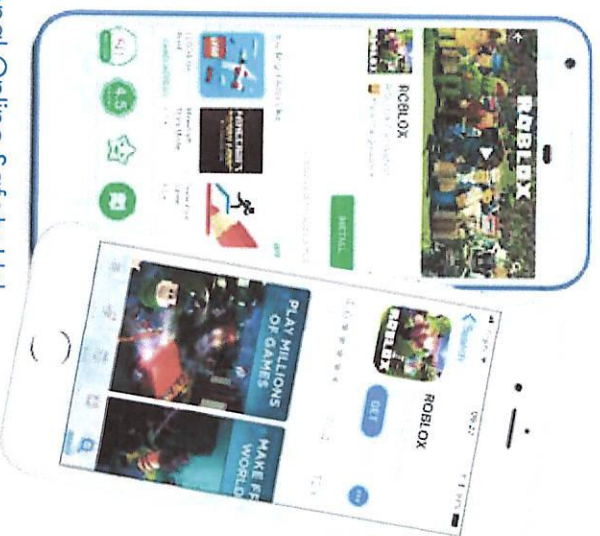
Online Safety  
World

National  
Online  
Safety

## What is Roblox?

Roblox is the world's largest interactive social platform. It is a multi-player online gaming platform which allows children to play and create a variety of games in a 3D world. Roblox is free to play and available on all modern smartphones, tablets, desktops, Xbox One, Oculus Rift, and HTC Vive.

## What does it look like in the app store?



## Main Concerns for Parents

# ROBLOX

### Chatting and friend requests

Whilst the games in Roblox are aimed at 8 to 18-year-olds, there are currently no age restrictions for signing up. This means both adults and young people can play and communicate with each other and send friend requests through the platform. Once a friend request is accepted, this means that they can communicate with each other outside of gameplay.

### The Roblox Studio


The Roblox Studio allows users to create their own games and 'worlds' for others to play on the platform. As the games are user generated, it gives users the freedom to potentially include things you do not want your child to be exposed to, for example, weapons, violence and even pornographic content. There are no age restrictions on the games created in the Roblox Studio and Roblox can only rely on people reporting negative/violent content in order to remove the games from the platform.

### Robux (online payments)

When a user creates a game, they earn something called 'Robux', which works as a currency within the platform, allowing the purchase of upgrades and memberships. If the created game is of good quality and attracts multiple players and in-game adverts, children have the potential to earn a lot of 'Robux'. Once a user has earned a certain amount of Robux, they can convert this to real cash and withdraw it to a PayPal account. To withdraw money, users need to be over 13, have a PayPal account and have paid for the Roblox premium subscription.



# ROBLOX: Tips for Parents



## Regularly check what your child is doing

- Even though you trust your child, they may not tell you who they have been talking to or what exactly they have been playing on the platform. If you wish, you are able to check your child's history on Roblox, including:
- Their creations, such as games, items, sounds, adverts...etc (You can find this in the develop section when logged in)
  - Their private messages they have sent and received (When logged in, open the Chat & Party window in the bottom-right of the page. Click on any of the users which will open a window and show you the chat)
  - Their Friends and Followers (You can find this in the friends section when logged in)
  - Virtual item purchase and trade history (Find this in the transactions section when logged in).

## Blocking and reporting

Roblox has tools in place to make it easy for users to report inappropriate behaviour and block users from making contact. It is important that you and your child know how to block and report users and functions within the platform. Have the discussion with your child to make sure they are confident in knowing what should be reported and how to report something. You can find the red 'Report Abuse' buttons throughout the platform.

### What should be reported?

- If a user is being offensive in a chat or private message
- If a user is being offensive when playing a game
- If anyone asks your child for their personal information
- Harassment and cyberbullying
- Impersonation illegal activity
- Discrimination
- If somebody breaks the Roblox community rules

## You can disable in-game chat

Roblox is great for children to play together and chat to each other. However, if you wanted to completely turn off in-game chat for your child (meaning they could not contact anyone including their friends) you can do so by following these steps: When logged in, go to the Account Settings page by clicking on the gear icon at the top right corner of the page, then click Settings. Next, click on the Privacy tab and under 'Who can chat with me in game?' select 'No one' and this will disable in-game chat.

## Enable a 2-step verification

Roblox has a great 2-step verification security feature which we recommend you enable to add an extra layer of security to your child's account. It means that when there is a log in on a new device, users will be asked to enter their username and password followed by a 6-digit security code. This code will be sent to the email address used to set up the account (your child's) so significantly reduces the risk of hacking. To set up the 2-step verification, simply go to the account settings and click on the security tab.

## Unlist social media accounts

Make sure your child's social media accounts are not listed in the settings/account info. If they are, advise them to make them private or remove them in their account. This will ensure nobody can find and contact them on their social media platforms outside of Roblox.

## Is your child under 13?

Unfortunately, there are hundreds of YouTube videos showing children how to change their age settings on Roblox, so firstly, you should talk to your child to set up some rules/an agreement. There are additional safety features for children under 13, for example having their posts and chats filtered for inappropriate content and behaviour, so it is worth checking that your child has set up their account with the correct age. You can find this in their account settings.

## Do not use a real name to sign up

Roblox encourages its users to use a fake name to sign up. This helps to protect your child's identity, but they should be aware that this means they don't know who exactly they are talking to.

## Have a discussion with your child about online payments

It is important to talk to your child to make sure they know it is possible to spend real money in the game, as well as Robux. When having the conversation, it may be worth making some promises with them, such as asking your child to let you know if they are prompted to make a payment in the game which could prevent unwanted payments.

## Make sure your child only has ONE account

Even if you set up a Roblox account with parental controls for children under 13 years old, they are still able to create multiple accounts on their device (these are often called 'ghost accounts'). This means that your child may set up a 13+ account with less parental settings. We recommend having a discussion with your child about account creation to make sure they do not have accounts you don't know about.

## Unlist social media accounts

Make sure your child's social media accounts are not listed in the settings/account info. If they are, advise them to make them private or remove them in their account. This will ensure nobody can find and contact them on their social media platforms outside of Roblox.

## Check what personal information they share

In the account settings, check that your child is not giving away any personal information in their bio/profile. For example, their full name, phone number or snapchat name. If you see that they have, explain why this is potentially dangerous and remove immediately.